

ARx Series

Air Cooled Active Resistance DC Electronic Load

MAGNALOAD



Feature Highlights

- 18 models within 6.75 kW to 40.5 kW maximum power ranges
- Models up to 1000 Vdc and up to 420 Adc
- MagnaLINK™ Distributed DSP Architecture
- 16-bit digital programming and monitoring resolution
- Many control modes, including: voltage, current, power, resistance
- Wide voltage-current-power operating profile
- Integrated front and rear full control (host) USB ports, RS485, and dual MagnaLINK™ ports
- LXI TCP/IP Ethernet and IEEE-488 GPIB available
- Configurable external analog-digital user I/O
- Designed and manufactured in the USA

The Evolution of Electronic Loads

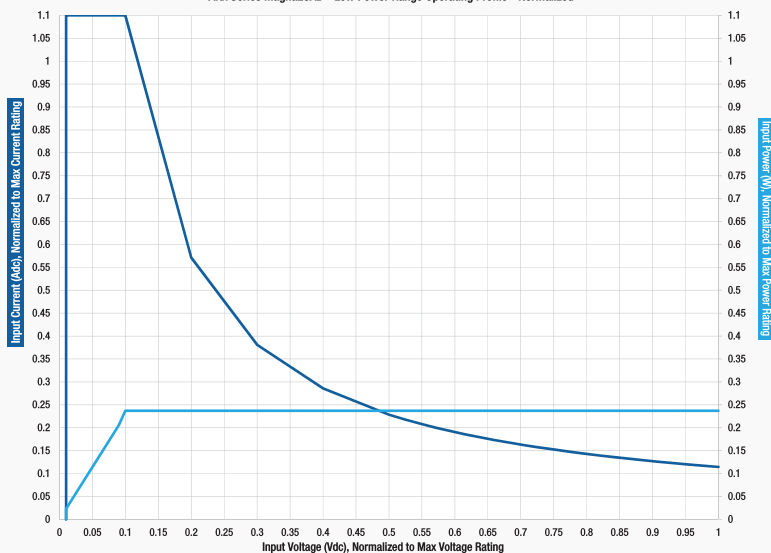
Magna-Power's patented (U.S. Patent 9,429,629) Active Resistance Technology is a completely new approach to electronic loads. By utilizing a switched binary matrix of resistances and MOSFET network, combined with Magna-Power's new MagnaLINK™ distributed DSP architecture, the ARx Series delivers the same features and performance as traditional electronic loads, at a fraction of the price. Beyond voltage, current, resistance, and power control modes, the ARx Series also provides a rheostat control mode, allowing direct control of the product's internal resistance network.

Finally, an electronic load control mode with no bandwidth constraint.

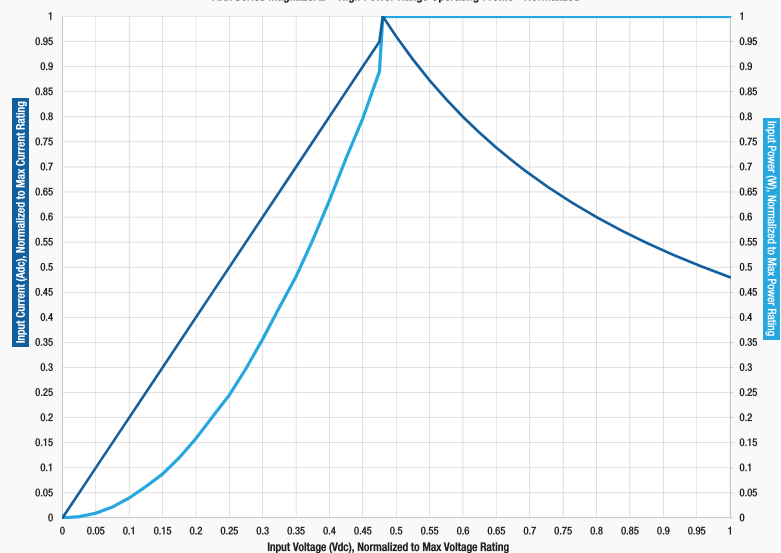
Operating Profile

With its combination of resistor and linear elements, the ARx Series DC electronic load provides two distinct operating profiles: High Power Range and Low Power Range. The operating profiles figures below apply to all ARx Series models, normalized about the model's maximum voltage, current, and power ratings.

ARx Series MagnaLOAD - Low Power Range Operating Profile - Normalized



ARx Series MagnaLOAD - High Power Range Operating Profile - Normalized



ARx Series

Models and Specifications

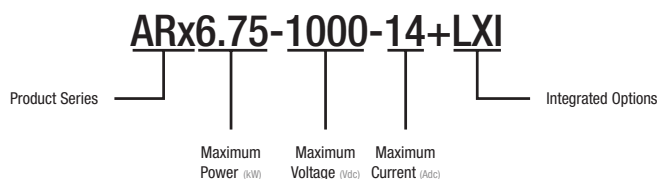
Models

The following table details the available standard ARx Series models. Refer to the Operating Profile for the product's available operating region over a given model's maximum power, voltage and current specifications.

Model	Maximum Power	Maximum Voltage	Maximum Current	Package Type
ARx6.75-200-70	6.75 kW	200 Vdc	70 Adc	Rack-mount
ARx6.75-500-28	6.75 kW	500 Vdc	28 Adc	Rack-mount
ARx6.75-1000-14	6.75 kW	1000 Vdc	14 Adc	Rack-mount
ARx13.5-200-140	13.5 kW	200 Vdc	140 Adc	Floor-standing
ARx13.5-500-56	13.5 kW	500 Vdc	56 Adc	Floor-standing
ARx13.5-1000-28	13.5 kW	1000 Vdc	28 Adc	Floor-standing
ARx20.25-200-210	20.25 kW	200 Vdc	210 Adc	Floor-standing
ARx20.25-500-84	20.25 kW	500 Vdc	84 Adc	Floor-standing
ARx20.25-1000-42	20.25 kW	1000 Vdc	42 Adc	Floor-standing
ARx27-200-280	27 kW	200 Vdc	280 Adc	Floor-standing
ARx27-500-112	27 kW	500 Vdc	112 Adc	Floor-standing
ARx27-1000-56	27 kW	1000 Vdc	56 Adc	Floor-standing
ARx33.75-200-350	33.75 kW	200 Vdc	350 Adc	Floor-standing
ARx33.75-500-140	33.75 kW	500 Vdc	140 Adc	Floor-standing
ARx33.75-1000-70	33.75 kW	1000 Vdc	70 Adc	Floor-standing
ARx40.5-200-420	40.5 kW	200 Vdc	420 Adc	Floor-standing
ARx40.5-500-168	40.5 kW	500 Vdc	168 Adc	Floor-standing
ARx40.5-1000-84	40.5 kW	1000 Vdc	84 Adc	Floor-standing

Model Ordering Guide

There are many possible configurations for the ARx Series product. Using the following ordering guide and models chart to define the best model for your application.



Size and Weight

Power	Size (H x W x D)	Weight
6.75 kW	10½" x 19" x 24" (26.67 x 48.26 x 60.96 cm)	125 lbs (56.7 kg)
13.5 kW	30.7" x 24" x 31.5" in (78.0 x 61.0 x 80.0 cm)	315 lbs (142.9 kg)
20.25 kW	58¼" x 24" x 31.5" in (148.0 x 61.0 x 80.0 cm)	440 lbs (199.6 kg)
27 kW	58¼" x 24" x 31.5" in (148.0 x 61.0 x 80.0 cm)	565 lbs (256.3 kg)
33.75 kW	74" x 24" x 31.5" in (188.0 x 61.0 x 80.0 cm)	690 lbs (313.0 kg)
40.5 kW	74" x 24" x 31.5" in (188.0 x 61.0 x 80.0 cm)	815 lbs (369.7 kg)

Specifications

Connectivity Specifications

USB Host (Front)	Standard, Type B
USB Host (Rear)	Standard, Type B
RS485 (Rear)	Standard, RJ-45
LXI TCP/IP Ethernet (Rear)	Optional, RJ-45
IEEE-488 GPIB (Rear)	Optional
MagnaLINK™	Standard, RJ-25 x 2
External User I/O	Standard, 25-pin D-sub

Environmental Specifications

Operating Temperature	0 to 50 °C
Storage Temperature	-25 to 85 °C
Humidity (Non-Condensing)	≤ 95%
Altitude	Up to 10,000 ft (3,000 m)
Air Intake (All Models)	Front
Air Exhaust (6.75 kW Models)	Rear
Air Exhaust (13.5-40.5 kW Models)	Top and Rear

External User I/O Specification

Digital Input Voltage	5V
Digital Input Impedance	10 kΩ
Digital Monitoring Voltage	5V, 32 mA capacity
Digital Reference Voltage	5V, 20 mA capacity
Analog Programming Voltage	0-10V
Analog Programming Resolution	12-bit, 0.025%
Analog Monitoring Voltage	0-10V, 3 mA capacity
Analog Reference Voltage	10V, 20 mA capacity
Provided Reference Voltages	5V, 10V
Interlock Input	5V

Digital Programming Resolution

Current Resolution	16-bit, 0.0015%
Voltage Resolution	16-bit, 0.0015%
Power Resolution	16-bit, 0.0015%
Resistance Resolution	16-bit, 0.0015%

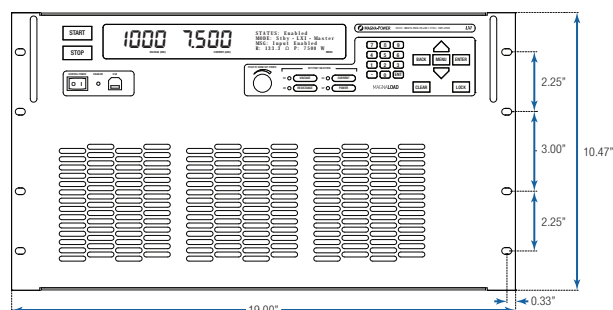
Note: Specifications and features are subject to change at any time without notice.

ARx Series

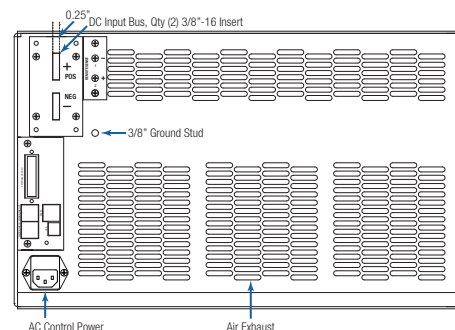
Diagrams

MAGNALOAD

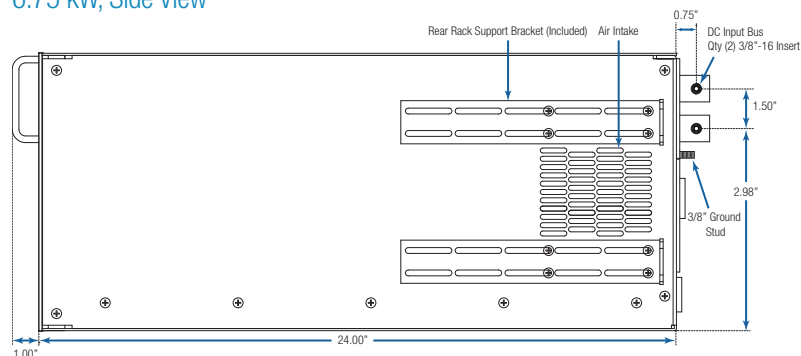
ARx Series
6.75 kW, Front View



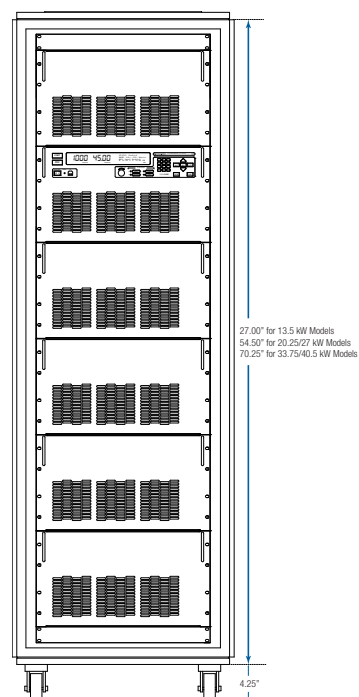
ARx Series
6.75 kW, Rear View



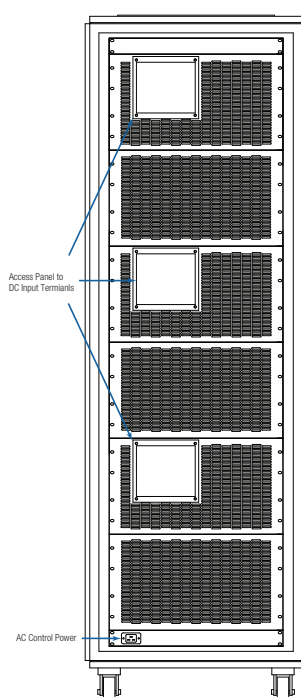
ARx Series
6.75 kW, Side View



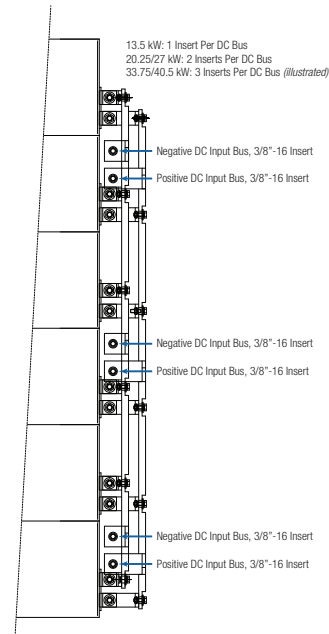
ARx Series
13.5 kW to 40.5 kW, Front View



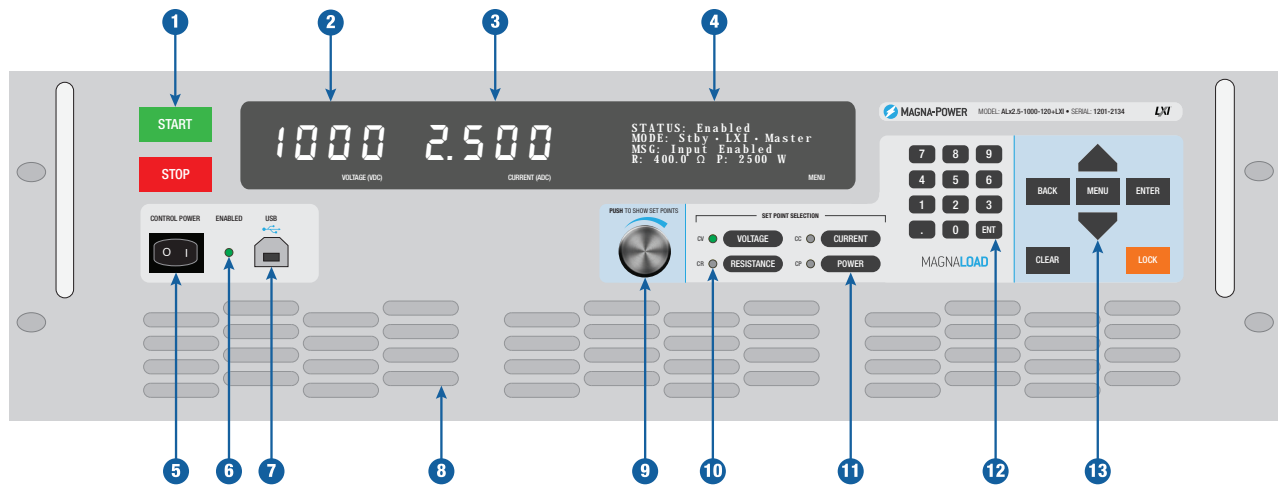
ARx Series
13.5 kW to 40.5 kW, Rear View



ARx Series
13.5 kW to 40.5 kW, DC Input Bus



Standard Front Panel



Blank Front Panel



- | | | |
|--|---|---|
| <p>1 Start Button: Enables the DC input bus
Stop Button: Disable the DC input bus</p> <p>2 Voltage measurement display</p> <p>3 Current measurement display</p> <p>4 4-line character display featuring a menu system, operating status and modes, product messages with diagnostic codes, resistance measurement display, and power measurement display</p> | <p>5 Control power switch, energizes the control circuits without engaging DC bus</p> <p>6 LED indicator that the DC input is enabled</p> <p>7 Full control (host) front panel USB port</p> <p>8 Clean air intake, with integrated fans</p> <p>9 Aluminium digital encoder knob for programming set-points</p> | <p>10 LED indicator of the MagnaLOAD's present regulation state, which can include: constant voltage (CV), constant current (CC), constant power (CP), or constant resistance (CR)</p> <p>11 Selector buttons to choose which set-point the digital encoder knob and digital keypad buttons will modify.</p> <p>12 Menu Button: Enters the menu system on the 4-line display
Back Button: Moves back one level in the menu
Enter Button: Selects the highlighted menu item
Clear Button: Removes the product from a faulted state
Lock Button: Locks the front panel, with password protection available</p> |
|--|---|---|

Product Range Features

MagnaLINK™ Distributed DSP Architecture

Magna-Power's MagnaLINK™ technology provides distributed Texas Instrument DSP control across power processing stages inside the MagnaLOAD DC electronic load. This technology follows a significant internal development cycle from Magna-Power to provide a unified digital control platform across its electronic loads, featuring fully digital control loops, adjustable control gains, programmable slew rates, and many new advanced control technologies.

MagnaWEB Server-Client Software

Magna-Power's next generation software interface, MagnaWEB, provides intuitive and user-friendly web-browser based controls for programming and measurement read-back of the MagnaLOAD's activity. Virtually all of the MagnaLOAD's available functions can be controlled and monitored from the MagnaWEB software over any of product's installed communication interfaces.

MagnaWEB uses a server-client software model to provide access to the MagnaLOAD from nearly any device and operating system. Install and run the MagnaWEB software locally on Windows, OSX or Linux and, using a web browser, access the server connected to the MagnaLOAD from a variety of devices including other desktops, tablets or smart-phones.

Configurable External User I/O

Beyond the front panel and computer controls, all MagnaLOADs come standard with a 25-pin D-Sub connector designated as the External User I/O. This connector provides: 8 Digital Outputs, 4 Digital Inputs, 4 Analog Outputs, 4 Analog Inputs.

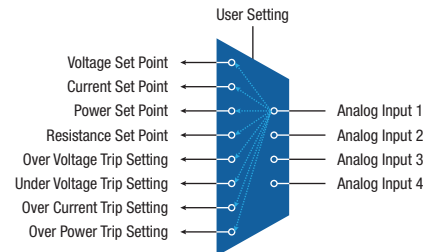
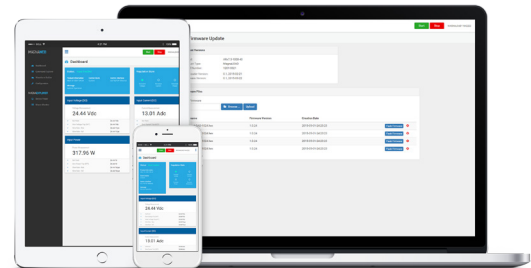

The analog-digital I/O pins are configurable, allowing the user to select which parameters they want to control and monitor. Nearly all of the MagnaLOAD's parameters are selectable. This configurable I/O scheme reduces complexity, eases PLC integration and allows control parameters from various interfaces simultaneously. 0-10V is used for analog I/O, while and 5V is used for digital I/O; both +10V and +5V reference signals are provided.

Extensive Programming Support

All MagnaLOADs come with support for a wide range of Standard Commands for Programmable Instrumentation (SCPI), allowing the product to be controlled from virtually any software environment. These commands provide support full control, measurement, and monitoring of the MagnaLOAD. All of the MagnaLOAD's available communication interfaces are supported by these drivers and command sets, including: USB, RS485, LXI TCP/IP Ethernet, and IEEE-488 GPIB.

Many Control Modes

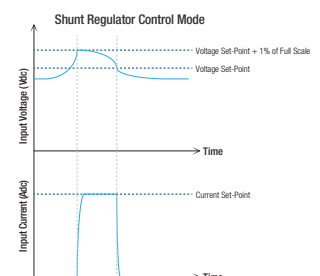
To accommodate a variety of DC sources, all MagnaLOADs come with many distinct control modes, including: Voltage Mode, Current Mode, Power Mode, and Resistance Mode. Preference for DC regulation is given to the parameter in the selected mode within the programmed set-points. Using the MagnaLOAD's set-points and trip settings, the product can be configured to either trip with a fault when a limit is exceeded or to cross-over into a different regulation state.



Feature Spotlight

Shunt Regulator Control Mode, available on all MagnaLOADs, turns the MagnaLOAD into a high-speed smart braking resistor, engaging the DC input only when a specified voltage is exceeded by 1%, while limiting the shunt current to a programmed set-point.

Rheostat Control Mode, unique to the ARx and WRx Series, bypasses the digital controls to provide direct control of the MagnaLOAD's internal resistor network. Using this mode, true resistance step load response can be achieved without the traditional bandwidth limitations. While the standard operating modes offer 16-bit programming resolution, Rheostat Mode provides 31 different resistor states.





About Magna-Power Electronics

Magna-Power, founded in 1981, designs and manufactures robust programmable power products in the USA that set industry standards for quality, size, and control. The company's experience in power electronics is reflected in its 1.25 kW to 2000 kW+ product line, quality service, and reputation for excellence. Today, you will find Magna-Power's standard products at its thousands of customers worldwide, aiding in the manufacture of electric vehicles, simulating solar arrays for development of inverters, steering magnets for particle accelerators, powering radar systems, driving traction controllers for locomotive development, or at a wide range of Universities for cutting-edge energy research.


Vertically Integrated USA Manufacturing

Magna-Power Electronics products are proudly made in the USA at the company's vertically integrated, company designed and owned 73,500 ft² headquarters in Flemington, New Jersey. All engineering, manufacturing and North America product servicing is performed at the company's headquarters.

Magna-Power Electronics utilizes vertical integration in its manufacturing process for complete control over quality, cost, and lead-time of its made-to-order products. As the company has grown, more operations have been internalized.

Vertical integration enables Magna-Power to manufacture a very broad line of sophisticated electronic products, while still maintaining industry leading lead-times. Housing engineering and manufacturing teams in the same facility forces strong collaboration between the two teams for continual process and product improvements. Internal company processes include:

- Research and development
- Magnetics winding
- Magnetic core punching and cutting
- Full sheet metal operations
- EDM and CNC machining
- Cable harnessing
- Powder coating
- Air- and water-cooled heat-sink fabrication
- Surface-mount and through-hole PCB assembly
- Final assembly, testing, and burn-in



Where to Buy

Magna-Power Electronics Partners and Sales Offices

North America

Magna-Power Electronics, Inc.
39 Royal Road
Flemington, NJ 08822
United States of America

Phone: 1-908-237-2200
Email: sales@magna-power.com
www.magna-power.com

Germany, Austria, Switzerland, Central and Eastern Europe

Magna-Power Electronics GmbH
Daimlerstr. 13
85521 Ottobrunn
Germany

Phone: +49-(0)89-95890293
Email: sales@magna-power.de
www.magna-power.de

United Kingdom and Ireland

Magna-Power Electronics Limited
3 The Knapp, Earley
Reading, Berkshire, RG6 7DD
United Kingdom

Phone: +44 1189 663143
Email: sales.uk@magna-power.com
www.magna-power.com

Distributors of Magna-Power Electronics products are located worldwide.
To find the nearest sales partner, please visit:
www.magna-power.com/contact

Magna-Power Electronics — innovative power electronics solutions for applications from industry to research

Published by
Magna-Power Electronics, Inc.
Flemington, NJ 08822 USA

© 2017 Magna-Power Electronics, Inc.
All Rights Reserved.

Visit us
www.magna-power.com

ATTENTION

The information and specifications given in this document are subject to change without notice.

INFORMATION

For further information on technology, terms and conditions, and product prices, contact the nearest Magna-Power Electronics sales partner (www.magna-power.com/contact).